

## DETECTION OF CARDIOVASCULAR DISEASE USING MACHINE LEARNING AND DEEP LEARNING

**M.Dilli Babu**

M.E. Ph.D (Associate Professor), Information Technology Panimalar Engineering College  
Chennai, India deenshadilli@gmail.com

**Tamilselvan S**

Information Technology, Panimalar Engineering College Chennai, India  
tamilselvans1055@gmail.com

**Tarun V**

Information Technology, Panimalar Engineering College Chennai, India  
tarunvijayakumar2@gmail.com

**Harivishnu S.K.**

Information Technology, Panimalar Engineering College Chennai, India  
hariraj0405@gmail.com

**Abstract** — Effective prevention and diagnostic measures are crucial for cardiovascular diseases (CVDs), as they are one of the primary causes of death globally. Newly developed techniques for early identification, individualised treatment, and risk assessment of CVD include machine learning (ML) and deep learning (DL). Many facets of managing cardiovascular illness include the application of ML and DL approaches. The traditional risk factors for CVD, such as smoking, diabetes, hypertension, and hyperlipidaemia, are outlined in the first section of the study, along with how ML models can incorporate these factors to increase the accuracy of risk prediction. The usage of ML algorithms for the early identification of cardiovascular disease (CVD) is then investigated through the analysis of clinical imaging data, such as cardiac MRI scans, electrocardiograms (ECGs), and echocardiograms. We emphasise the potential of deep learning techniques, especially convolutional neural. DL and ML to improve CVD patients' treatment plans. These data-driven methods have great potential to improve clinical outcomes and save healthcare costs, as they can guide the selection of appropriate surgical procedures and anticipate individual reactions to pharmaceutical therapies. We also talk about issues that need to be resolved in order for these technologies to be widely used in clinical practice, like data heterogeneity, the interpretability of ML models, and regulatory concerns. Precision healthcare is gaining ground thanks to the introduction of ML and DL techniques into cardiovascular therapy. We can improve risk stratification, facilitate early disease detection, and customise interventions to the unique characteristics of each patient by utilising large-scale datasets and cutting-edge computational

techniques. This will ultimately result in better management of cardiovascular diseases and better patient outcomes.

**Keywords**— (naive bayes, logistic regression, decision trees, CNN)

## I. INTRODUCTION

Cardiovascular diseases (CVDs) are a major cause of morbidity and death worldwide. on a global scale. For these illnesses to be effectively treated, early detection and precise prediction of cardiovascular events are crucial. Techniques for separating machine learning (ML) from deep learning (DL) are now efficient. tools for deciphering complicated medical data and forecasting illness outcomes. Massive data sets are utilised in these techniques to uncover patterns and hidden connections that traditional statistical methods may overlook. Algorithms that use machine learning and deep learning can enhance risk assessment, boost diagnostic accuracy, and personalise therapy regimens for cardiovascular disease. CNN techniques based on deep learning (DL) and machine learning (ML) have shown promising applications in the prediction and management of cardiovascular disease (CVD). Among the most often used algorithms in this subject are K Nearest Neighbour, Logistic Regression, Decision Trees, and Naive Bayes. By employing a tree-like structure to make decisions based on feature splits, decision trees can be used to effectively express nonlinear correlations in CVD risk variables. Because Naive Bayes assumes feature independence and is based on probabilistic concepts, it is computationally In order to estimate CVD risk, K Nearest Neighbour takes instance similarity into account. This method can handle complex data patterns, although it does require careful adjustment of the k value and distance measure. Every algorithm has advantages and disadvantages when it comes to assessing the risk of CVD. While decision trees are easily interpreted and effectively manage non- linearity, overfitting may occur occasionally. Although Naive Bayes is straightforward and effective, it could be flawed by its erroneous independence assumption. Although it presupposes a linear relationship between variables and outcomes, logistic regression produces results that are easy to understand and efficiently manages feature correlations. Although K Nearest Neighbour is adaptable and resilient to noisy data, it can be costly to compute and depends on the distance metric selected. The implementation of these algorithms on actual clinical datasets has demonstrated potential to enhance the provision of cardiovascular healthcare services. Predictive performance and generalizability have improved with the integration of deep learning architectures, ensemble methodologies, and sophisticated feature selection techniques. In order to effectively address the challenges that still exist in data quality, interpretability, and model validation, doctors, data scientists, and researchers must work together. All things considered, these algorithms provide useful instruments for estimating and assessing CVD risk, and further study is being done to maximise their application in clinical settings in order to enhance patient outcomes and healthcare provision. Of offering perceptions about their possible contribution to bettering the provision of cardiovascular healthcare.

## II. LITERATURE SURVEY

2.1 Milan Sai.et.al One of the main causes of death worldwide is heart disease. Medical specialists are unable to forecast it because it is a challenging procedure that need for knowledge and comprehension. According to a new WHO report, heart-related disorders are becoming more common. Because of this, 17.9 million individuals pass away annually. The goal of data mining, a well-established technique, is to examine and extract meaningful information from massive data sets in order to enhance its analytical and pattern-finding capabilities for business-related decision-making. Regarding the medical area, data mining can be applied to this field to help find and retrieve important patterns and information that help with medical diagnosis. Through a variety of study methods, machine learning approaches have accelerated the healthcare sector. For machine learning, this challenge is solved via a variety of algorithms. The methods include logistic regression, Random Forest, XGBoost, Gradient Boosting Machine, Adaboost, Multi-layer Perceptron classifier, Probabilistic Gradient Descent, Support Vector Classifier, and K-Nearest Neighbour. To determine a patient's risk of heart disease, the following factors are taken out of their clinical profiles: age, blood pressure, gender, blood sugar, chest discomfort, cholesterol levels, and a few more characteristics. A specific heart disease prediction technology lowers expenses while enhancing healthcare. We now have important knowledge to assist predict heart disease patients thanks to this work.

2.2 Apurv Garg. et.al. Among the most significant uses of artificial intelligence is machine learning (ML),is advancing research tremendously. In this work, the diagnosis of cardiac disease is made possible by machine learning. Worldwide, a large number of people have cardiovascular illnesses (CVDs), which can even be fatal. Machine learning can identify whether a person has heart disease based on their age, cholesterol level, chest pain, and other variables. Categorization algorithms that rely on supervised learning, a branch of machine learning, facilitate the detection of cardiovascular diseases. To differentiate between people Heart illness or not, algorithms like Random Forest and K- Nearest Neighbour (KNN) are employed. The two supervised machine learning algorithms employed in this work are Random Forest and K-Nearest Neighbour (K-NN). K-Nearest Neighbour (K-NN) provided 86.885% prediction accuracy, compared to 81.967% accuracy for the Random Forest technique.

2.3 Abdelkamel Tari.et.al .al These days, the real estate sector makes extensive use of data mining. Since data mining can extract pertinent information from raw data, it is particularly useful for projecting property values, essential housing needs, and other things. Research shows that shifts in property values frequently worry homeowners and the real estate sector. The best models for forecasting home values and pertinent attributes are identified through a survey of the literature. The investigation's findings validated the superior efficacy of XGBoost, support vector regression, and artificial neural network models over alternative methods. Additionally, our findings suggest that location and structural factors are important in influencing house values. This study. Specifically, academics and housing developers will significantly gain from this study's identification of the key variables influencing house prices and the best machine learning approach to apply in future studies of this kind. [3]

2.3 Mohammad Shabaz.et.al While an inaccurate diagnosis of cardiac disease can be deadly, an accurate diagnosis can also avert life-threatening situations. The results and analysis of the UCI machine learning heart disease dataset are compared in this research using various machine learning methods including deep learning. The fourteen major attributes in the dataset are utilized in the study. Accuracy and confusion matrix are used to verify a number of promising outcomes. To improve the findings, the data is normalized and isolated forest is used to handle the unnecessary features included in the dataset. The study's connection to mobile devices and other multimedia technologies is also covered. A deep learning technique yielded a 94.2% accuracy rate.

2.4 Emrana Kabir Hashi.et.al In the healthcare industry, machine learning techniques are frequently employed to forecast deadly illnesses. Using logistic regression, k-nearby, support vector machines, decision trees, and random forests, this study aims to construct a heart disease prediction system and compare its performance with the traditional approach.

TheWith the use of a grid search technique, the suggested system made it possible to adjust the hyperparameters for five different classification algorithms. One important area of research concern is how well a system for prognosticating heart disease works. It can be applied to prediction models to improve performance through hyperparameter adjustment. In terms of precision, accuracy, recall, and F1 score, the effectiveness of the suggested approach and the conventional one was assessed and contrasted. While the previous system obtained accuracy between 81.97% and 90.16%, the new hyperparameter tuning model achieved accuracy ranging from 85.25% to 91.80%. These assessments demonstrate that by acquiring prospective performance, the suggested predictive technique outperforms the conventional approach in its ability to predict cardiac disease.

2.5 Joy Iong Zong Chen et.al Predicting coronary artery disease (CAD) is a very tough and demanding endeavour for the medical department. In medicine, the prognosis at the outset is varied, particularly in cardiology. An awareness of current methods to identify variability in clinical imaging has been gained through earlier research on the development of early predictive models. A nutrition plan created by the concerned doctor following an initial evaluation can help prevent cardiovascular disease. Our study uses a machine learning approach to generate a pooled partial curve (PUC) in order to predict CAD using a proposed methodology. The ability to identify based on knowledge is crucial for precise forecasting. Although the surrounding pixels are poor, this amazing method provides a good effect for detecting contrast in medical photos. Occlusion and plaque in blood arteries assist this pooling area construct in our machine learning system to restrict constricted nerves and tissue. Additionally, the database is the type of noise.in order to make the classifier used in this article more easily identifiable. help facilitate identification of the classifier used in this article. In order to forecast CAD and provide a more accurate assessment, this review paper assesses and provides the most recent adaptive image-based categorization techniques.

2.6 Li Yang et.al Globally, cardiovascular disease (CVD) is the primary cause of death and a major public health issue. CVD prediction is one of the most effective approaches to CVD control. An electronic health record system was used to select 29,930 patients at high risk of CVD for the

trial out of the 101,056 participants who completed routine follow-up in 2014. Cardiovascular disease (CVD) has been associated with over thirty variables: gender, age, family income, smoking, drinking, obesity, excess waist circumference, abnormal low-density lipoprotein, abnormal cholesterol, abnormal fasting blood glucose, and others. based on an analysis of logistic regression. Multiple regression models, including Random Forest, Naïve Bayes, Ada Boost, Packet Trees, and Classification and Regression Tree (CART), were used in the development of the prediction model. A multivariate regression model was employed as the standard With an AUC of 0.787, Random Forest significantly outperforms other approaches and beats the benchmark, according to the data. We introduced a Chronic cardiovascular disease at three years of age (CV risk assessment using a CVD prediction system). It's based on a random forest algorithm that was applied to a large population at risk of cardiovascular disease (CVD) in eastern China. It will be used to spearhead efforts to predict and treat CVD across the entirety of the nation.

2.7 Mohanad Alkhodari et.al It is thought that predicting cardiovascular and cerebrovascular events in hypertension patients is crucial to stopping the progression of cardiovascular illnesses. The present gold standard procedures still lack the necessary clinical efficacy, even though they can estimate the risks of vascular events. In this line, the study that is being suggested here investigates whether heart rate variability (HRV) may be used in conjunction with a machine learning-based approach for predicting vascular events in high-risk hypertension patients. To extract HRV characteristics, data from all patients were first evaluated using time-domain format, frequency-domain, nonlinear, and segmental measurements. Based on the examination of a 24-hour cycle, the extraction of features was divided into four periods: midnight, early morning, afternoon, and night. A one-way analysis of variance (ANOVA) test was used to examine the association between each feature over time. Furthermore, the optimal HRV and demographic factors were evaluated using the chi-square test. Then, utilizing HRV features, demographic features, and a combination of the two, a decision tree and boosting random sampling (RUSBOOST) based model was trained. Using combined characteristics, the trained model's performance reached a maximum accuracy of 97.08% in the afternoon. Furthermore, in terms of forecasting high-risk patients, the accuracy and F1-score were 81.25% and 86.67%, respectively.

2.8 Simanta Shekhar Sarmah et.al The five leading causes of death worldwide are chronic respiratory diseases, diabetes, cancer and heart disease (HD). Diagnosing HD can be challenging when there are many different symptoms or characteristics. As smart wearable devices become more popular, the potential to provide an Internet of Things (IoT) solution is increasing. Regrettably, there is not much hope for patients who experience sudden cardiac arrest. In order to help in HD diagnosis and medication prescription, a patient monitoring program utilizing an IoT-centric deep learning modified neural network (DLMNN) for heart patients is suggested. Three stages are involved in implementing this suggested technique: Ideation, encrypting, and classification are the three processes. The five leading causes of death worldwide are chronic respiratory diseases, diabetes, cancer and heart disease (HD). Diagnosing HD can be challenging when there are many different symptoms or characteristics. As smart wearable devices become more popular, the potential to provide an Internet of Things (IoT) solution is increasing. Two types

of data are included in categorical results: 1) Regular and 2) Non-Regular. It displays the patient's cardiac state, and if the results are abnormal, the doctor receives an alert text to treat the patient. The findings of the investigation are assessed, and DLMNN

2.9 FarmanAli et.al To properly treat heart patients prior to a heart attack, accurate heart disease prognosis is crucial. Rich health data on cardiovascular disorders can be used to optimize a machine learning model and accomplish this goal. Recently, a number of machine learning-based heart disease prediction and diagnosis systems have been introduced. Unfortunately, because these systems lack intelligent design capable of combining several data sources for the prediction of cardiac disease, they are unable to handle high- dimensional datasets. Furthermore, current algorithms identify features from a dataset and assign common weights to them according to their significance using traditional methods. Additionally, the effectiveness of heart disease detection has not been increased by these techniques. This study presents a smart health system based on feature fusion and collaborative deep learning for cardiovascular disease prediction. To generate relevant health data, the feature fusion approach begins by combining features from sensor data and electronic health records. Second, the information elicitation technique decreases computational cost and improves computing efficiency by removing unnecessary and irrelevant features while retaining crucial ones. The conditionally probability technique assigns various feature evaluations to each class in order to improve system performance. In the end, a joint deep learning model has been developed to anticipate cardiac events. The suggested strategy is examined compared to standard classifiers that include feature fusion, picking features, including grading on heart disease data. The suggested approach is more accurate (98.5%) than existing systems.. This outcome demonstrates that, in comparison to other cutting-edge techniques, our methodology is more successful in forecasting heart problems.

2.10 Carlos m et.al Computationally intelligent systems are now more productive and, in certain situations, yield more accurate findings than human evaluations. Therefore, in order to create a A mathematical intelligence approach for use with Internet of Health Things (IoHT) devices proposes a novel online strategy that uses advanced machine learning tools that is consistent with the transfer learning principle.. Adding photos and conducting cross-platform training is made possible by this architecture, which works similarly to how folders and files are created in traditional cloud storage services. Tests using the tool demonstrate that even those without any experience with programming or image processing can quickly set up projects. The suggested methodology is verified by the utilization of three clinical databases: images from cerebral vascular accidents for the purpose of classifying strokes, images from pulmonary nodules for the classification of malignancies, and images from skin lesions for the classification of melanocytic lesions. The outcomes demonstrate the effectiveness and dependability of the framework, which achieved 92% accuracy on skin image databases and 91.6% accuracy on databases of lung nodules and stroke images. our highlights the significant contribution made by our work to help medical

practitioners analyze intricate exams in a timely and accurate manner by providing access to a sizable clinical assessment database via an integrated, collaborative IoT platform.

### III. METHODOLOGY

#### A. Problem statement

The Cardiovascular Disease Management System is a remarkable fusion of cutting edge medical knowledge and technology. It offers a comprehensive approach to patient care by seamlessly combining wearable device data, medical imaging data, and electronic health records. By utilizing advanced machine learning algorithms, the system offers unmatched risk evaluation, timely identification, and customized therapy suggestions based on each person's distinct health profile. Its extraordinary accuracy in identifying persons at high risk of cardiovascular disease is made possible by powerful predictive analytics, which allows healthcare providers to intervene early and implement targeted lifestyle adjustments. Through early detection and resolution of possible health issues, this proactive strategy not only enhances patient outcomes but also lessens the demand on healthcare resources. The system's capacity to continuously evaluate and modify patient data guarantees prompt and efficient interventions, creating a dynamic feedback loop for ongoing healthcare delivery improvement. The firm is leading the way in healthcare innovation by redefining the way cardiovascular disease is managed, ushering in a new era of precision medicine where patient well-being is of utmost importance and prevention is given priority.

#### Drawbacks of System

Worries about the security and privacy of sensitive patient data, as well as difficulties deciphering complicated model outputs for clinical decision-making. Furthermore, mishaps or misunderstandings in patient care may result from an over-reliance on machine learning models in the absence of human oversight and clinical validation. Clinicians are unable to comprehend model predictions for well-informed decision-making when dealing with Advanced methods for machine learning, for example deep cognitive neural networks, need interpretation.

#### B. Proposed System

Cardiovascular disease (CVD) can be accurately predicted and diagnosed applying methods from machine learning and deep learning to solve problems. through the integration of multiple optimisation techniques, including Deep Learning, particularly neural networks based on con Decision Tree, Naïve Bayes, Logistic Regression, and K Nearest Neighbour (KNN). (CNNs), we intend to develop a comprehensive and accurate prognostic model for CVD. It begins by collecting a variety of patient data, including demographic information, medical history, lifestyle factors, and medical measurements such as blood pressure, cholesterol levels, and heart rate. This dataset will serve as the foundation for training and testing our predictive models and, initially, conventional machine learning methods like KNN, Decision Tree, Naïve Bayes, and Logistic Regression. will be used to analyze the dataset. These processes might be useful in locating important risk variables and trends linked to CVD. While Naive Bayes handles probabilistic inference, logistic regression

models the probability of a CVD event, and KNN detects similar occurrences based on feature similarity, decision trees can assist us in creating a hierarchical structure of causes contributing to CVD. From complex medical data, we will extract intricate patterns and relationships using deep learning techniques, particularly CNNs. CNNs are ideally suited for the analysis of continuous and spatial data, including electrocardiogram (ECG) recordings and medical pictures, both of which are important for the diagnosis of cardiovascular disease (CVD). Subtle irregularities or risk factors suggestive of CVD can be identified by enhancing CNNs' hierarchical feature learning capabilities. The suggested system will prioritise the outcomes' interpretability and explainability in addition to precise prediction. In medical applications, interpretability is essential because it helps physicians make decisions by enabling them to comprehend the rationale behind predictions.

### C. Benefits of the system

**Extensive Examination** Our approach can give a thorough analysis of CVD risk factors by integrating numerous methodologies and taking into account different parameters including clinical measures and medical history and demographics. **Enhanced precision** By identifying both basic and complicated patterns in the data, the combination of conventional machine learning algorithms and deep learning approaches improves the accuracy of CVD prediction and produces more accurate diagnoses. **Reasonable Outcomes** Our approach places a high value on interpretability to make sure medical practitioners can comprehend and rely on the predictions. The adoption of AI-driven solutions in clinical practice is improved and informed decision-making is made easier by this transparency.

## IV. ARCHITECTURE

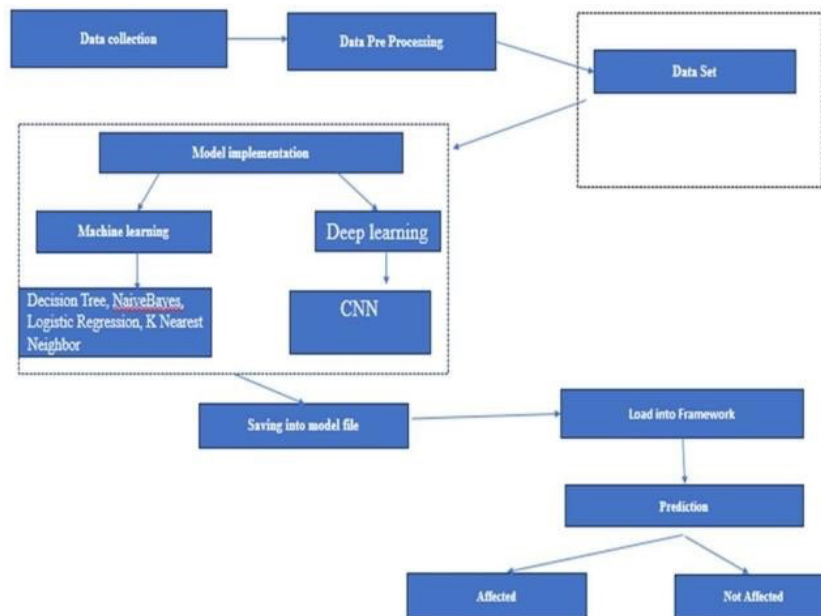


Figure 1: Proposed Method



A framework for predicting (CVD), extracting pertinent information, and modelling linkages makes use of Deep learning and machine learning methods. The technique offers dependable and efficient.

## V. DISCUSSION

It carries out vital functions including forecasting, comment analysis, and precisely modelling and user rating text data. The application makes customised input easier. It offers significant insights into the elements of algorithm ml & DL creation of methods might raise the efficacy of the assessments made by predictive experts.

### System Modules

#### Module 1: Data collection

Compile a dataset with pertinent characteristics or factors that have the potential to be predictive of cardiovascular disease.

This dataset contains demographic data ( sex), medical history (hypertension, diabetes, etc.), lifestyle data (smoking status, physical activity), diagnostic test results (blood pressure, cholesterol, age, gender,weight,height, ap\_hi, ap\_lo,chol,gluc,smoke,alco,active,Diabetes,CA,Ejection\_FractionPlatelets,Sinus,Thread\_Mill\_Level,Serum\_Sodium,Thal ach,Chest\_Pain,Thalassemi etc.), and perhaps any other clinically relevant characteristics.

#### Module 2 : Pre-processing of Data

Before data is fed into machine learning and deep learning models, preprocessing is crucial. Functions including feature scaling, encoding categorical variables, handling missing values, normalisation, and data partitioning into training and test sets are all included in this module. Furthermore, you can use data augmentation techniques if your data set is small.

#### Module 3 : Implementation of the Model

The main goal of this module is to predict cardiovascular illness by applying specific methods for machine learning and deep learning. Decision Trees, Naïve Bayes, Logistic Regression, K Nearest Neighbours, and other algorithms and Convolutional Neural Networks (CNN) will be used to train the models. Each algorithm must be implemented by fine-tuning its hyperparameters, training a sample of training data, and assessing its output with the relevant metrics.

#### Random Forest Algorithm

To effectively forecast property values in the real estate market, cutting-edge machine learning techniques must be fully utilised. Using Random Forest techniques, a complex ensemble learning methodology that excels at managing a variety of datasets, is one such potent strategy. The text input undergoes rigorous pre-processing in order to enhance our model's predictive power. It

entails taking advantage of the subtleties that are present in textual information to extract pertinent aspects from housing-related textual data. Notably, the model's predictive power is mostly determined by the moods conveyed in property descriptions and the distinct patterns seen in household information. We build a random forest model that can navigate the intricacy of the dynamics of the housing market. A group of decision trees works together to capture the subtleties of the relationships between characteristics, producing a predictive model that accurately predicts property values. Sentiment analysis and feature extraction from textual data are essentially combined in an all-encompassing method to create a random forest model, which is a potent tool for predicting home prices and can comprehend the intricate relationships between variables that affect property values.

### **Decision Tree**

A potent machine learning method for tasks involving regression and classification is the decision tree algorithm. In order to create The structure resembles a tree, with each internal node symbolising a feature-based selection and each leaf node representing a final conclusion or prediction that separates the data into subsets according to the input attribute values. By choosing the best feature to divide the data at each node according to variables like informativeness or Gini impurity, the method aims to produce branches that effectively separate distinct groups or forecast numerical values. Decision trees are frequently employed in many different sectors due to their simplicity and efficiency because they are simple to read and can handle both numerical and categorical data.

### **Naïve Bayes:**

A straightforward but powerful probabilistic classifier, the Naive Bayes method is based on the Bayes theorem and makes the assumption that characteristics are independent of one another. By multiplying the conditional probabilities of each feature by the prior probability of the class, it determines the likelihood that a data point belongs to a specific class. Naive Bayes frequently works well in practice, especially in text classification and other domains with high-dimensional data, despite the "naive" assumption of feature independence.

### **K Nearest Neighbours**

Based on the premise that features are independent of one another, the Naive Bayes algorithm is a straightforward but powerful probabilistic classifier. The conditional probabilities of each feature and the prior probability of the class are multiplied to determine the likelihood that a data point belongs to a certain class. In fact, Naive Bayes often works well despite the "naive" assumption of feature independence, particularly in text classification and other domains with high-dimensional data.

**Convolutional Neural Network** A deep learning model called the CNN (Convolutional Neural Network) method is used to analyses visual data, such as photographs. It has several layers, such

as pooling and convolutional layers, that allow features to be automatically learned from unprocessed pixel input. Convolution functions are a tool that CNNs use to extract features and recognize patterns from images by recording spatial hierarchies. These algorithms are widely utilized in many different applications, such as picture classification, object identification, and image segmentation, because of their effectiveness in handling challenging visual tasks.

#### Module 4 : Establishing Using StreamLit

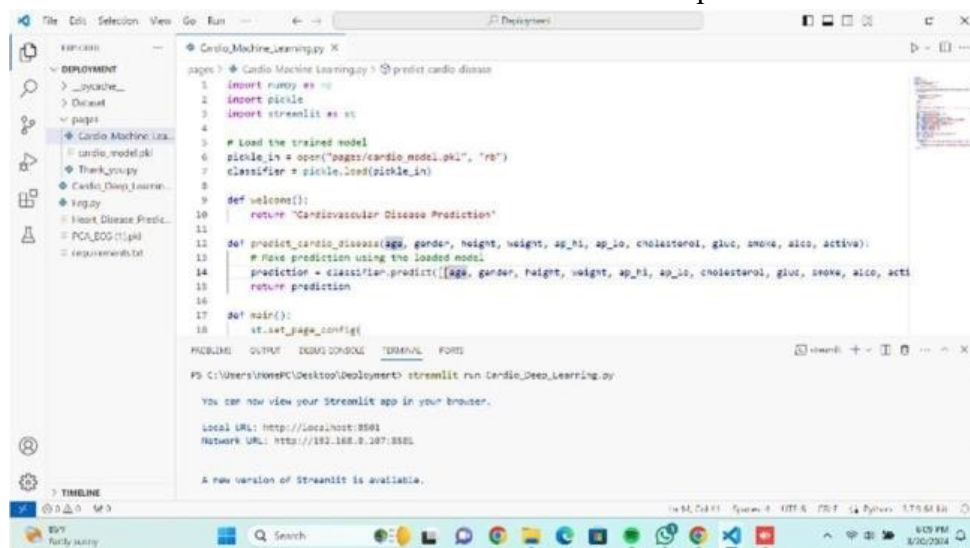
Developers may easily create dynamic web apps with StreamLit, a powerful and user-friendly Python toolkit. Developers may create dynamic, interesting apps out of their data analysis routines with StreamLit. With StreamLit, web development becomes easier and more seamless whether you're creating dashboards, modelling machine learning models, or visualising data. Using well-known Python tools, adding features like sliders, dropdowns, and graphs is made simple by its declarative syntax. Additionally, StreamLit's automated responsiveness guarantees that your application remains current with modifications in inputs, offering users a dynamic and responsive experience. All things considered, StreamLit frees developers from the minutiae of web development so they can concentrate on their data and insights, which makes it a priceless tool for creating effective vital instrument for creating powerful data-driven apps.

#### Module 5: Prediction

The model can be used to forecast fresh data instances when it has been adequately trained and assessed. Provide pertinent personal characteristics to a trained algorithm in order to forecast a person's risk of cardiovascular disease. Track model performance over time and make necessary updates to take into consideration shifts in the distribution of data or model drift.

## VI. RESULTS

The ability of models to accurately extract relevant data and interpret machine learning and deep learning from user evaluations. interactions with illnesses. anticipated to work well.



```

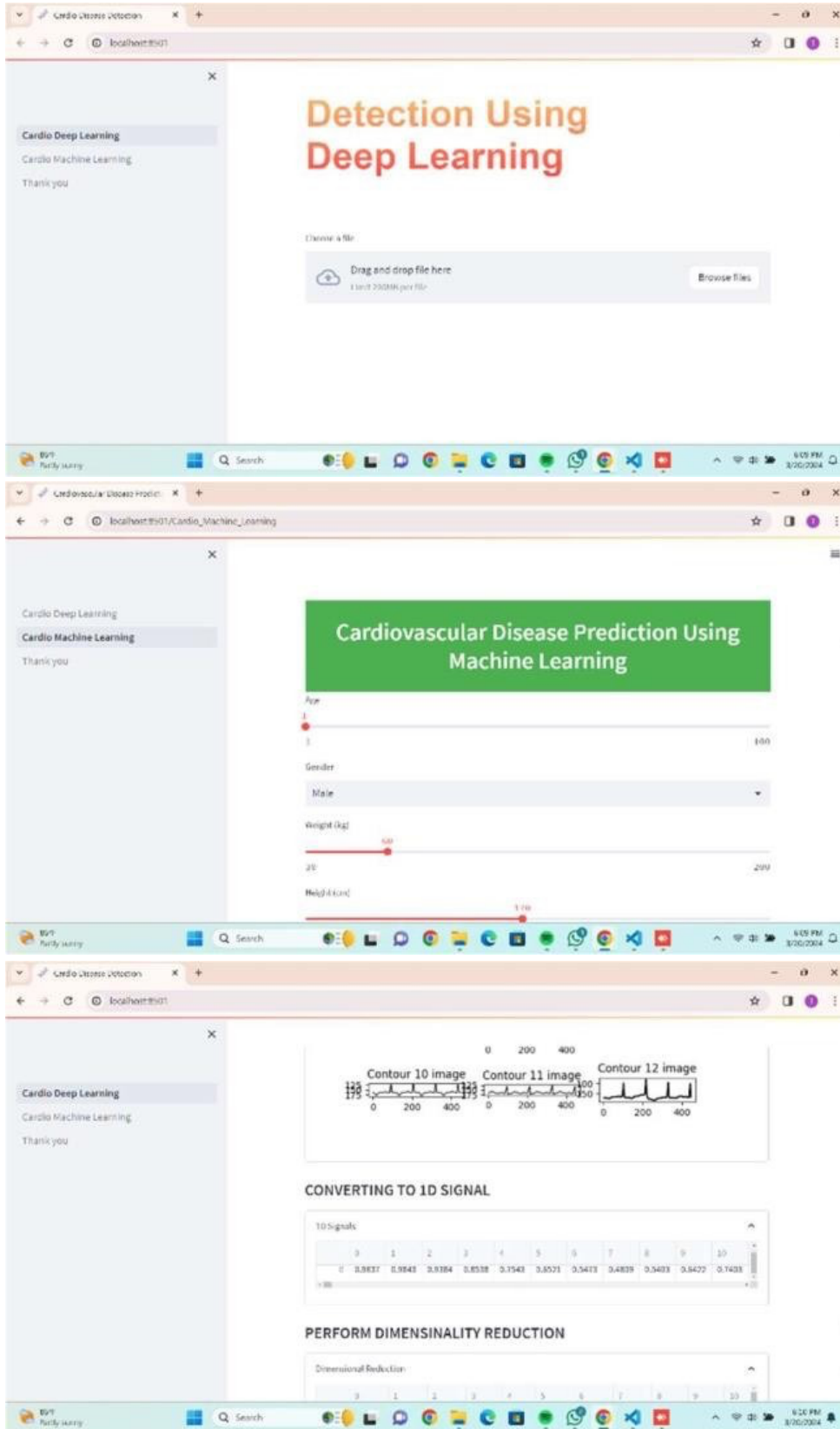
1 import numpy as np
2 import pickle
3 import streamlit as st
4
5 # Load the trained model
6 pickle_in = open("pages/cardio_model.pkl", "rb")
7 classifier = pickle.load(pickle_in)
8
9 def welcome():
10     return "Cardiovascular Disease Prediction"
11
12 def predict_cardio_disease(age, gender, height, weight, ap_hi, ap_lo, cholesterol, gluc, smoke, alco, active):
13     # Make prediction using the loaded model
14     predictor = classifier.predict([[age, gender, height, weight, ap_hi, ap_lo, cholesterol, gluc, smoke, alco, active]])
15     return predictor
16
17 def main():
18     st.set_page_config
  
```

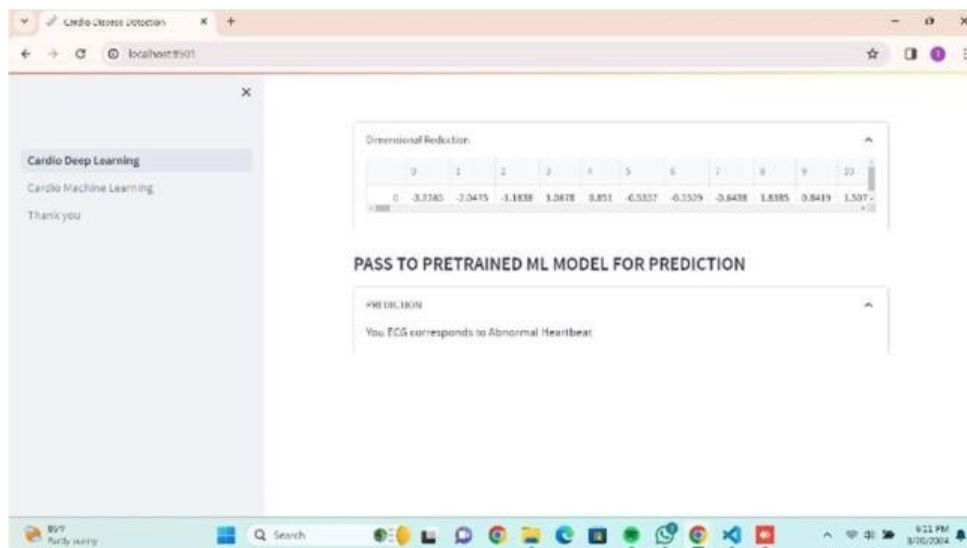
PS C:\Users\ines\PC\Desktop\Deployments> streamlit run Cardio\_Deep\_Learning.py

You can now view your Streamlit app in your browser.

Local URL: <http://localhost:8501>  
 Network URL: <http://192.168.0.107:8501>

A new version of Streamlit is available.





## VII. CONCLUSION

Convolutional neural networks (CNN), naive Bayes, logistic regression, k closest neighbour, decision trees, and other A possible diagnosis method is provided by machine learning and deep learning algorithms. and prediction of cardiovascular disease (CVD). We gather comprehensive datasets using Module 1 that are necessary for both training and testing our models. Normalisation and feature scaling

are two pre-processing procedures used in Module 2 to guarantee the quality and dependability of the data. In Module 3, we put different algorithms into practice and adjust their settings for best results. Applications in the actual world can be integrated seamlessly by loading the model that was trained in Module 4. Lastly, we use our trained models in Model 5 to make precise predictions that can help medical practitioners identify and intervene early, greatly improving patient outcomes and lowering the (CVD). This coordinated strategy represents a major advancement in the field of personalised and data-driven healthcare by highlighting the potential of deep learning and machine learning in the fight against cardiovascular illnesses.

## VIII. FUTURE ENRICHMENT

Future enhancements for Using deep learning and machine learning techniques to forecast cardiovascular disease could involve several avenues. Firstly, integrating more sophisticated feature engineering techniques could enhance the performance of traditional methods like k-nearest neighbours, decision trees, naïve Bayes, and logistic regression. This could involve leveraging domain knowledge to extract relevant features from complex datasets. Additionally, incorporating ensemble methods like random forests or gradient boosting could further improve the predictive accuracy by aggregating the outputs of multiple models. Furthermore, exploring advanced deep learning architectures beyond CNNs, It may be possible to Use methods more successfully such as transformer models or recurrent neural networks (RNNs) to extract intricate patterns and temporal correlations from longitudinal health data.

**REFERENCES**

- [1] Heart Disease Prediction using Machine Learning, IJERT, ISSN: 2278-3075, Milan Sai, Apurb, April 2020.
- [2] Apurv Garg, Bhartendu Sharma, Rizwan Khan,, “Heart disease prediction using machine learning techniques”, IOP Conference Series Materials Science and Engineering 1022(1):012046, January 2021
- [3] Dhaiddine Salhi, Abdelkamel Tari , “Using Machine Learning for Heart Disease Prediction”, Advances in Computing Systems and Applications (pp.70-81), February 2021.
- [4] Rohit, Mohammad Shabaz, Gaurav, Aditya, “Prediction of Heart Disease Using a Combination of Machine Learning and Deep Learning”, Computational Intelligence and Neuroscience, vol.20221, Article ID 8387680, 2021.
- [5] Emrana Kabir Hashi, Md. Shahid Uz Zaman, “Developing a Hyperparameter Tuning Based Machine Learning Approach of Heart Disease Prediction”, Journal of Applied Science & Process Engineering Vol. 7, No. 2, 2020.
- [6] Chen, Joy Iong Zong, and P. Hengjinda. "Early Prediction of Coronary Artery Disease (CAD) by Machine Learning Method-A Comparative Study." Journal of Artificial Intelligence 3, no. 01 (2021): 17-33
- [7] “Smart Architecture for Diabetic Patients Using Machine Learning”, Anishfathima, B., Gautham, P., Gowri Mahalakshmi, B., Jahangir Jamadar, S.K., 2021 7th International Conference on Advanced Computing and Communication Systems, ICACCS 2021, , 2021, pp. 1544– 1548
- [8] Changhee Lee et.al.,” Dynamic-Deephit: A Deep Learning Approach For Dynamic Survival Analysis With Competing Risks Based On Longitudinal Data”, IEEE Transactions on Biomedical Engineering, vol. 67, no. 1, pp: January 2020.
- [9] Yongfeng Wang et.al.,” Comparison Study Of Radiomics And Deep Learning-Based Methods For Thyroid Nodules Classification Using Ultrasound Images”, pp: March, 2020.
- [10] L. Yang, H. Wu, X. Jin, P. Zheng, S. Hu, X. Xu, W. Yu, and J. Yan, “Study of cardiovascular disease prediction model based on random forest in eastern China,” Scientific Reports, vol. 10, no. 1, p. 5245, 2020.

- [11] Mohanad alkhodari et.al.,” Predicting Hypertensive Patients With Higher Risk Of Developing Vascular Events Using Heart Rate Variability And Machine Learning “,ieee access, pp: october, 2020, vol.8.
- [12] Simanta shekhar sarmah,”An Efficient Iot-Based Patient Monitoring And Heart Disease Prediction System Using Deep Learning Modified Neural Network”,ieee access, pp: july, 2020.
- [13] Carlos m. j. m. dourado jr et.al.,” An Open Iot-Based Deep Learning Framework For Online Medical Image Recognition”, iee journal on selected areas in communications, vol. 39, no. 2,pp: february 2021
- [14] FarmanAli et.al.,” A Smart Healthcare Monitoring System For Heart Disease Prediction Based On Ensemble Deep Learning And Feature Fusion”,Information Fusion,pp:June2022.
- [15] Anupama Yadav, Levish Gediya1, AdnanuddinKazi, “Heart Disease Prediction Using Machine Learning”, International Research Journal of Engineering and Technology (IRJET), e-ISSN: 2395-0056 Volume: 08 Issue: 09, Sep 2021..